

Wednesday, 14 July, 2010 (5:51 pm AEST)

Compared to Thursday, 8 July, 2010

AWEX E.M.I



876 c/kg

(-12 c/kg)
(-1.4%)



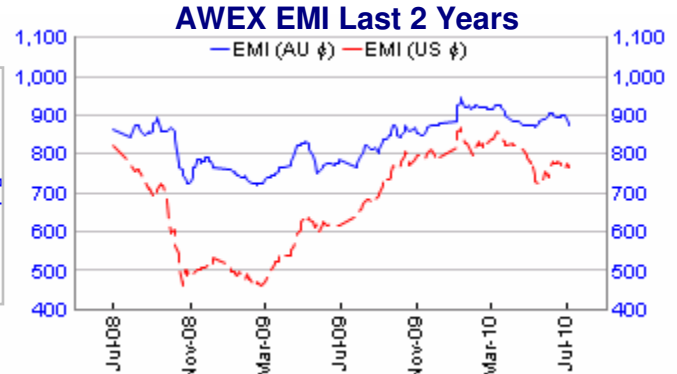
USD
772 (-2) (-0.2%)

Total Offering:
39,700 Bales

Passed In:
15.4%

Regional Indicators (c/kg Clean)

Region	Current Sale Indicator	Last 12-months				
		High	75%	Average	25%	Low
North	900 c/kg (▼13)	974	931	901	878	792
South	856 c/kg (▼11)	925	885	855	834	748
West	899 c/kg (▼7)	951	922	886	864	758
East	876 c/kg (▼12)	947	905	876	852	766



Micron Price Guides (c/kg clean)

Sale ID	Sydney: S02	Melbourne: M02	Fremantle: F02
16.5		1,376 n -9	
17	1239 n -28	1233 -18	
17.5	1184 n -18	1182 -14	
18	1155 -20	1133 -37	
18.5	1128 -7	1091 -35	1093 n -11
19	1045 -16	1025 -31	1033 n -10
19.5	971 -17	964 -25	968 -11
20	930 -7	931 -6	944 -9
21	922 -9	922 -9	923 -5
22	906 -15	904 -15	903 n -5
23	892 n -10	887 -21	886 n -1
24	842 n -9	836 n -4	
25		717 n +2	
26	615 n -2	628 n -6	
28	462 -7	460 n -8	
30	405 -10	406 n -5	
32	359 n -7	357 n -7	
MC	629 +10	609 n 0	595 n +2

**MPG's compared to previous weeks close

National Comment

>> Final sale before the annual three-week recess. 39,700 bales offered in three centres; Fremantle holds a one-day sale, Sydney & Melbourne sell on Tues/Wed.

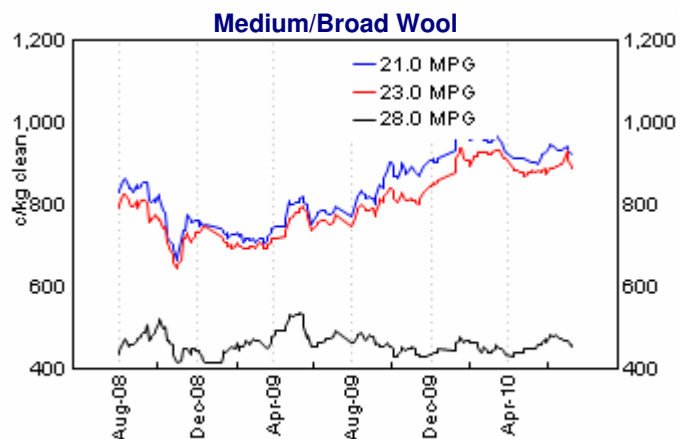
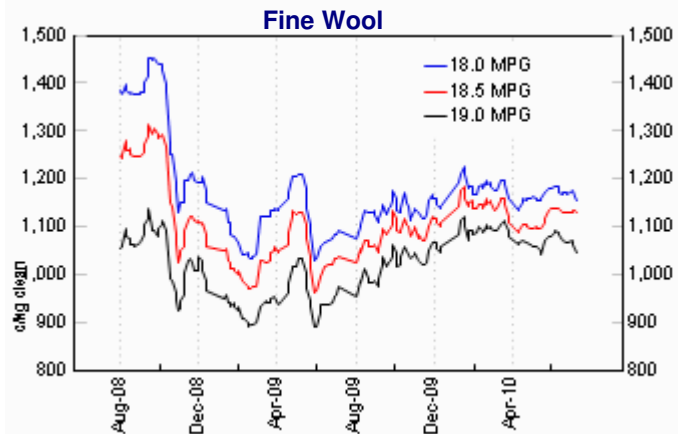
>> The Australian dollar tracked sideways for most of the week until Wednesday (the final sale day) when it jumped more than one cent. Helping to lift the currency was the release of a Consumer Sentiment Index which showed a buoyant mood amongst households within Australia. At the close of the week the AUD was 1 US cent higher at 88.2 US cents.

>> AWEX-EMI closed lower for the second consecutive week; 12 cents lower than the previous sale at 876 cents (only 2 cents lower in USD terms thanks to the strong AUD).

>> All microns lose ground. Finer microns lose most support, especially those with high mid-breaks which came under pressure.

>> The next round of wool-sales is during the week commencing 9th August when all three centres resume auctions.

Micron Profiles (c/kg clean)



Major Auction Buyers

Buyer	Bales	%	AU-Bales
WILLIAMS WOOL	3,422	10.2%	3,422
FOX & LILLIE	3,343	10.0%	3,343
LEMPRIERE (AUST)	2,706	8.1%	2,706
TECHWOOL	2,472	7.4%	2,472
VITERRA WOOL	2,333	6.9%	2,333
PJ MORRIS	2,148	6.4%	2,148
KATHAYTEX	1,742	5.2%	1,742
AS GEDGE (AUST)	1,728	5.1%	1,728
QLD COTTON	1,587	4.7%	1,587
MODIANO (AUST)	1,308	3.9%	1,308

Wool Futures - Spot Prices

Spot Price (Avg)	Spot Price (Avg)			
	N	S	W	
18.0	()			Commonwealth Bank
19.0	(1,038)			SFE
19.5	960	983	949	ASX
20.0	(931)			Commonwealth Bank
21.0	914	930		SFE
	(922)			Commonwealth Bank
	904	906	898	ASX
22.0	(905)			Commonwealth Bank
22.6	875	905	867	ASX
23.0	(888)			SFE
	(888)			Commonwealth Bank
24.0	(839)			Commonwealth Bank
25.0	(717)			Commonwealth Bank
28.0	()			Commonwealth Bank

*Prices as of the 14/07/2010

Prices in Brackets are averages of the North and South

Key to Spot Prices: SFE and ASX are unique prices supplied by AWEX
CBA are an average of the most recent North and South MPG's apart from the 18 and 28 which are unique prices supplied by AWEX

Woolgrower returns Indicative \$ per head

	17	19	21	23	28
\$/ Bale @ 185 kg	\$1474	\$1243	\$1097	\$1061	\$550
\$/Head cut @ 7 kg	\$56	\$47	\$42	\$40	\$21
6 kg	\$48	\$40	\$36	\$34	\$18
5 kg	\$40	\$34	\$30	\$29	\$15
4 kg	\$32	\$27	\$24	\$23	\$12

Returns are gross and do not allow for shearing, testing, & selling costs.

Foreign Exchange*

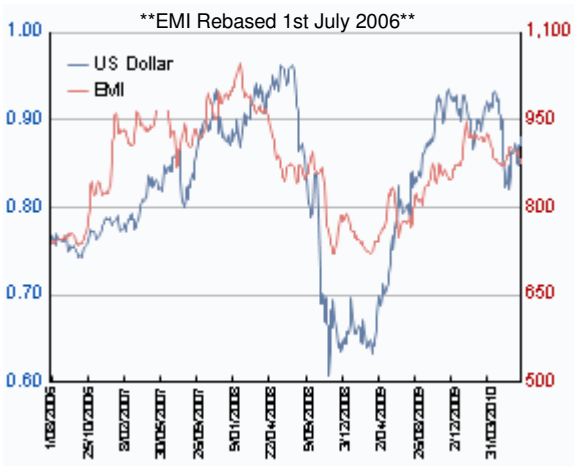
	EMI	Buy Rate	Sell Rate
USD	772 (-2)	0.8815 ▲ 0.0101	0.8813
EURO	608 (-4)	0.694 ▲ 0.0047	0.693
YEN	68,705 (+373)	78.430 ▲ 1.4800	78.370
NZD	1,078 (-20)	1.231 ▼ 0.0064	1.229
ZAR	5,829 (-71)	6.654 ▲ 0.0105	6.642

*Compared to previous sale week's end

Source: www.tradingroom.com.au

AWEX EMI/Foreign Exchange

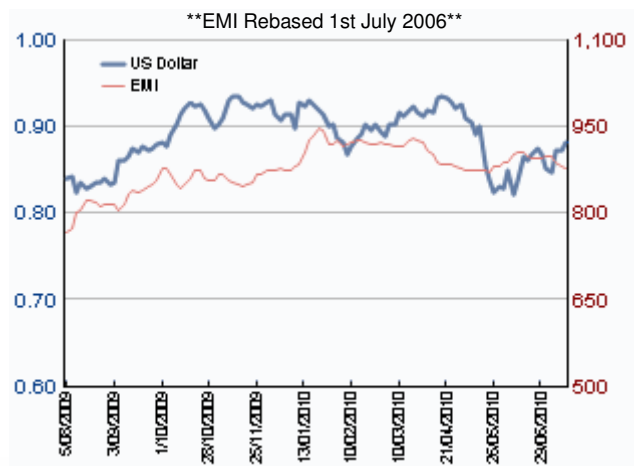
Last 4 Years



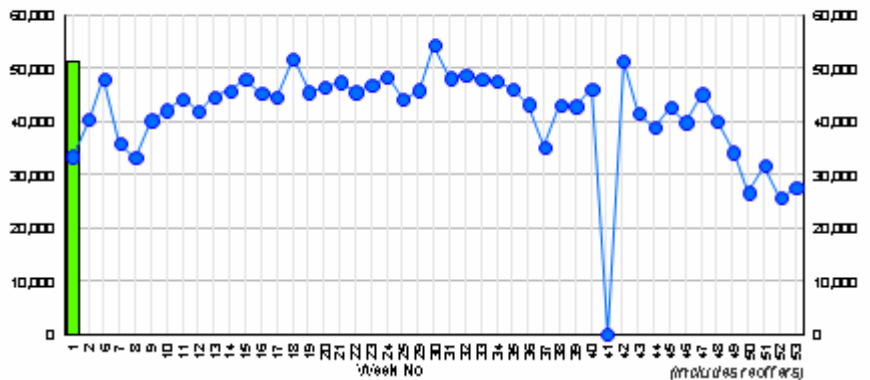
Next Weeks Offering



Last 12 Months



National Offering History



Previous Season Current Season Current Week Forecast



A division of Queensland Cotton Corporation Pty Ltd ABN 26 010 944 591
(a subsidiary of Queensland Cotton Holdings Pty Ltd ABN 83 010 937 541)

Wagga Wagga Office
34 Bomen Road
Wagga Wagga NSW 2650

Telephone 02 - 6921 9899
Facsimile 02 - 6921 9822
www.qcotton.com.au

Trading Desk comment

There is underlying demand from China, India, and European interests, but it didn't flow into sales during the week which was largely affected by the strong surge in the AUD. Prices at auction unsurprisingly eased during the week.

We have seen good buying from China on AUD weakness, which quickly disappears when the AUD gathers strength. This situation is unlikely to change under current low out of season enduser demand. What happens to prices in the spring will very much be currency driven.

The cardings and crossbred markets have fared better this week and continue on a solid footing. Tight supply is impacting these types more heavily than the merinos.

China's GDP and Industrial production numbers came out today with strong readings although off earlier year highs. So long as this is viewed as Government orchestrated it will be considered positive for markets going forward.

Have a great recess.

Western Wool Marketing Sale 02 Woolgrower Results:

Brand	Area	Desc	Bls	Type	Mic	Vm%	Yld%	CInP	GsyP
Overland	Bogan Gate	AAAM	7	MF5B	20.4	1.6	62.0	919	570
		AAAM	10	MWF5B	18.2	1.2	64.8	1123	728
Hazeldene/PGK Bred	Grenfell	AAAM	6	MF4E	20.9	0.4	72.6	909	660
		AAAWNS	9	MWF5S	18.2	0.6	66.0	1102	727
Woodburn/H	Nyngan	AAAM	16	MF5S.H1	21.2	4.9	63.0	859	541
WMH&Sons/Spring Hill	Grenfell	AAAM	2	MF6S.F1	21.1	0.6	66.2	903	598
DA&ME/Gregra	Manildra	AAAM	15	MF5T	20.7	1.3	70.9	925	656
NH/C	Peak Hill	AAAM	10	MF5B	20.5	1.2	61.7	924	570
PP & CO	Nymagee	AAAM	12	MF5S	20.6	1.7	68.6	913	626
RSS/Kilrea	Bribbaree	AAAM	8	MF5S	20.0	0.5	67.3	909	612
SGL	Eugowra	AAAM	13	MF5S.W1	18.5	1.1	72.6	1048	761
AU/TR	Alectown	AAALMS	4	MWF5.60	16.5	2.2	69.1	1187	820
M/Wilgaroon	Tullamore	AAAM	6	MF5B	21.1	1.1	67.0	918	615
RW & MW/Calarie	Manildra	AAAM	4	MF5S	19.7	0.6	73.1	903	660
Scoff	Orange	AAAM	3	MF5S	18.9	1.4	69.9	1056	738
Hillside	Goonumbla	AAAM	12	MF5S	22.0	1.4	66.6	890	593
GD/WM	Tomingley	AAAM	12	MF5B	21.4	0.8	60.7	911	553
ID & MJ/Aurora park	Peak Hill	AAAM	5	MF5B.W3	20.9	1.2	59.4	875	520
MJM	Bindogundra	AAAM	5	MF5S	19.8	1.1	71.9	946	680
CFB & CO/Hillview	Parkes	AAAM	7	MF5B	21.4	0.8	64.1	908	582
Old Nubrygyn	Euchareena	AAAM	4	MWF5.W1	18.2	2.4	71.1	1058	752
		AAAM	10	MF4S	19.9	2.6	72.0	894	644



A division of Queensland Cotton Corporation Pty Ltd ABN 26 010 944 591
(a subsidiary of Queensland Cotton Holdings Pty Ltd ABN 83 010 937 541)

Wagga Wagga Office
34 Bomen Road
Wagga Wagga NSW 2650

Telephone 02 - 6921 9899
Facsimile 02 - 6921 9822
www.qcotton.com.au

Forward Pricing

MICRON	2010	Spot	Aug	Oct	Dec	Feb	Apr
18		1135	1125	1110	1110	1105	1105
18.5		1095	1085	1075	1075	1075	1075
19		1030	1025	1010	1010	1005	1005
19.5		965	960	950	950	945	945
20		920	915	905	905	900	900
20.5		910	905	895	895	890	890
21		905	900	890	890	885	885
22		875	865	855	860	860	845
24		795	790	780	780	775	775
28		445	440	415	415	410	410
30		390	385	365	365	360	360
32		340	335	325	325	320	320

Micron Percentile Chart

Current	1183	1084	971	947	924	895	485	905
Percentile	18	19	20	21	22	23	28	EMI
100%	2308	1535	1395	1382	1353	1330	885	1240
95%	2057	1360	1203	1194	1184	1158	748	1088
90%	1899	1318	1071	1028	1006	994	711	974
85%	1685	1269	1033	998	977	960	622	946
80%	1599	1235	1006	982	954	928	579	926
75%	1510	1198	986	966	936	903	541	916
70%	1440	1149	951	931	908	883	531	889
65%	1396	1122	925	891	862	838	509	869
60%	1347	1097	906	863	838	810	492	842
55%	1261	1074	888	842	814	790	483	817
50%	1206	1048	870	818	783	762	478	799
45%	1164	1026	847	780	752	730	473	780
40%	1140	1005	835	760	732	713	469	771
35%	1111	987	822	751	720	702	465	751
30%	1090	961	809	739	713	694	460	743
25%	1062	947	793	716	696	681	454	736
20%	1038	934	769	686	671	660	448	727
15%	1016	925	755	663	651	639	441	720
10%	996	903	739	635	562	534	434	704
5%	956	859	718	601	524	498	427	671

Bringing Australia's Woolgrowers closer to the customers

Contacts:

Forward limits/direct export:	Patrick Byrne	0428 621 344
Country/Private buying:	Daniel Charters	0428 638 889
Logistics Central/North West:	Chris Scott	0417 690 709
Logistics Couthwest/Riverina:	Tim Byrne	0427 617 146

Area Representatives

Parkes	Wagga Wagga	Narromine	Warren	Orange/Grenfell
Paul Moody	Jeff Angel	Bob Gown	Greg Woodlock	Anthony Windus
0417 460 753	0428 219 899	0427 010 102	0418 611 165	0428 638 605